

Palmarès détaillé des équipes / Full team results

VITTEL

FINALES REGIONALES 6/7 MARS 2010

06/03/2010 au 07/03/2010

Fédération Française
de Gymnastique







R0120101.16448.00

JURY A ET B

0101

DIVISION NATIONALE GAM


FINALES

| Club / Association Ville / Town |  |  |  |  |  |  | Pen. | Total Score |
|--|---|---|---|---|---|---|------|-----------------|
| 1 AMICALE LAIQUE P.BROSSOLETTE VANDOEUVRE | | | | | | | | Equipe 2 |
| FRA VANDOEUVRE | 47.333 | 44.250 | 45.766 | 54.700 | 49.450 | 47.050 | | 288.549 |
| RIAZUELO Xavier | 12.000 | 11.100 | 11.166 | 13.800 | 12.550 | 11.500 | (4) | 72.116 |
| BARANGE Charles | 11.900 | 10.500 | 12.300 | 12.550 | 12.400 | 12.250 | (5) | 71.900 |
| PARISOT Emilien | 11.633 | 10.700 | 6.833 | 13.600 | 12.000 | 9.950 | (12) | 64.716 |
| FROSSARD Laurent | 11.400 | 4.550 | 10.400 | 13.750 | | 11.450 | (21) | 51.550 |
| MEYER Gael | 11.800 | | 11.900 | 13.550 | 12.100 | 0.000 | (23) | 49.350 |
| LALLEMENT Martin | | 11.950 | | | 12.400 | 11.850 | (27) | 36.200 |
| 2 AMICALE LAIQUE P.BROSSOLETTE VANDOEUVRE | | | | | | | | |
| FRA VANDOEUVRE | 48.099 | 43.050 | 43.299 | 49.750 | 45.850 | 41.850 | | 271.898 |
| KHAROUBI Soufiane | 11.866 | 10.900 | 12.300 | 11.950 | 12.000 | 10.300 | (6) | 69.316 |
| BARBIER Damien | 12.533 | 11.100 | 10.433 | 12.100 | 11.250 | 10.500 | (7) | 67.916 |
| KIMENAU Baptiste | 11.066 | 11.050 | 9.766 | 12.350 | 11.200 | 10.050 | (10) | 65.482 |
| SIMON Luc | 12.100 | 10.000 | 6.000 | 12.950 | 11.400 | 10.600 | (13) | 63.050 |
| DUMOULIN Jerome | 11.600 | | 10.800 | 12.350 | 9.000 | 10.450 | (19) | 54.200 |
| 3 LA JEANNE D'ARC DE PLOMBIERES | | | | | | | | |
| FRA PLOMBIERES | 35.800 | 49.850 | 33.966 | 52.300 | 47.750 | 37.000 | | 256.666 |
| GROSJEAN Lionnel | 13.000 | <u>13.500</u> | <u>13.000</u> | <u>14.200</u> | 12.350 | 11.850 | (2) | 77.900 |
| BARTOLOMEO Gianni | 12.700 | 12.550 | 10.133 | 14.050 | 12.350 | 12.250 | (3) | 74.033 |
| MAISETTI Laurent | 10.100 | 11.050 | 10.833 | 11.950 | 10.850 | | (18) | 54.783 |
| LECOMTE Jérôme | | 12.750 | | 12.100 | 12.200 | 12.900 | (22) | 49.950 |
| 4 UNION SPORTIVE FORBACH GYMNASIQUE ET DA | | | | | | | | |
| FRA FORBACH | 46.000 | 32.200 | 44.365 | 50.350 | 44.650 | 34.450 | | 252.015 |
| VIDRGAR-JANAS Thomas | 11.400 | 10.450 | 11.066 | 12.250 | 9.700 | 10.650 | (9) | 65.516 |
| FRASCA Loris | 0.000 | 12.750 | 12.400 | 12.200 | 13.750 | 10.250 | (14) | 61.350 |
| GIESE Jean-marc | 12.300 | | 6.533 | 13.400 | 11.000 | 10.100 | (20) | 53.333 |
| MULLER Drice | 11.400 | 1.150 | 10.766 | 11.950 | | 3.450 | (25) | 38.716 |
| DILLMANN Thomas | 8.200 | 7.850 | 10.133 | | 10.200 | | (26) | 36.383 |
| LOI Guillaume | 10.900 | | | 12.500 | 5.800 | 3.200 | (28) | 32.400 |
| 5 RONDADE SALTO TOMBLAINE | | | | | | | | |
| FRA TOMBLAINE R.S. | 37.800 | 37.550 | 40.433 | 49.850 | 45.700 | 31.000 | | 242.333 |
| CORRAZA Alexandre | 12.200 | 10.200 | 10.100 | 11.750 | 12.250 | 8.700 | (11) | 65.200 |
| CORRAZA Julien | 10.700 | 10.850 | 10.633 | 12.550 | 11.100 | 5.400 | (15) | 61.233 |
| BENINI Mathieu | 11.400 | 5.100 | 9.900 | 12.850 | 11.350 | 7.900 | (16) | 58.500 |
| MARQUIGNY Hugo | 3.500 | 11.400 | 9.800 | 12.700 | 11.000 | 9.000 | (17) | 57.400 |

souligné = meilleur total

_GENEQU_GAM.RPT du 07/03/2010 - 5.3.000 LOCAL - mono -

validé le dimanche 7 mars 2010 à 21:08 - 1/9



Palmarès détaillé des équipes / Full team results

VITTEL

FINALES REGIONALES 6/7 MARS 2010

06/03/2010 au 07/03/2010

Fédération Française
de Gymnastique







R0120101.16448.00

JURY A ET B

0101

DIVISION NATIONALE GAM

FINALES

| Club / Association Ville / Town |  |  |  |  |  |  | Pen. | Total Score |
|--|---|---|---|---|---|---|------|----------------|
| 6 SOCIETE DE GYMNASIQUE DE YUTZ | | | | | | | | |
| FRA YUTZ | 41.999 | 37.150 | 34.966 | 52.300 | 31.100 | 34.550 | | 232.065 |
| GER EICHORN Waldemar | 13.600 | 13.350 | 11.600 | 13.900 | 14.100 | 13.450 | (1) | 80.000 |
| ROSENKRANZ Christophe | 11.500 | 10.400 | 10.400 | 13.250 | 11.650 | 9.950 | (8) | 67.150 |
| LEVEAU Remy | 10.866 | 9.600 | 3.100 | 12.800 | 3.350 | | (24) | 39.716 |
| GERHARD Matthieu | | 3.800 | 9.866 | | | 9.700 | (29) | 23.366 |
| PIZZIMENTI David | 6.033 | | | 12.350 | 2.000 | 1.450 | (30) | 21.833 |







R0120121.16461.00

JURY A ET B

0121

DIVISION CRITERIUM BENJAMIN GAM

FINALES

| Club / Association Ville / Town |  |  |  |  |  |  | Pen. | Total Score |
|--|--|--|--|--|--|--|------|----------------|
| 1 RONDADE SALTO TOMBLAINE | | | | | | | | |
| FRA TOMBLAINE R.S. | 42.133 | 39.400 | 38.799 | 54.265 | 38.400 | 36.766 | | 249.763 |
| PRANDI Zackaria | 15.433 | 15.350 | 13.300 | 18.266 | 11.800 | 11.300 | (1) | 85.449 |
| BEASAIN Paul | 13.300 | 12.550 | 13.233 | 17.766 | 12.950 | 12.766 | (2) | 82.565 |
| DAMEN Hugo | 13.400 | 11.500 | 12.266 | 18.233 | 13.650 | 12.700 | (3) | 81.749 |
| 2 ASSOCIATION SPORTIVE DE SARREGUEMINES | | | | | | | | |
| FRA SARREGUEMINES | 36.000 | 30.150 | 36.032 | 49.000 | 34.900 | 36.599 | | 222.681 |
| WENDELS Antoine | 12.500 | 11.000 | 12.366 | 16.300 | 12.100 | 12.566 | (4) | 76.832 |
| AMANN Marco | 10.600 | 9.950 | 12.033 | 16.300 | 11.350 | 12.100 | (5) | 72.333 |
| FLAUDER Antoine | 12.100 | 9.200 | 11.633 | | 10.750 | 11.933 | (6) | 55.616 |
| BRANSTETT Loic | 11.400 | | 10.966 | 16.400 | | 11.666 | (7) | 50.432 |
| BERNARDET Paul | | 8.450 | | 15.966 | 11.450 | | (8) | 35.866 |







R0120122.16462.00

JURY A ET B

0122

DIVISION CRITERIUM BENJAMIN/MINIME GAM


FINALES

| Club / Association Ville / Town |  |  |  |  |  |  | Pen. | Total Score |
|--|---|---|---|---|---|---|------|----------------|
| 1 AMICALE LAIQUE P.BROSSOLETTE VANDOEUVRE | | | | | | | | |
| FRA VANDOEUVRE | 43.600 | 38.566 | 39.665 | 53.232 | 39.865 | 37.550 | | 252.478 |
| TERRIEN Charles | 15.600 | 14.133 | 14.333 | 18.133 | 13.966 | 12.100 | (1) | 88.265 |
| ARDIZIO Thierry | 13.900 | 11.600 | 12.866 | 16.666 | 13.833 | 12.450 | (4) | 81.315 |
| BARBIER Ghislain | 12.600 | 12.833 | | 18.433 | 11.866 | 13.000 | (14) | 68.732 |
| BEUREY Hugo | | 10.333 | 12.466 | 16.500 | | 11.700 | (16) | 50.999 |
| BECKER Sangha | 14.100 | | 12.166 | | 12.066 | | (17) | 38.332 |

souligné = meilleur total

_GENEQU_GAM.RPT du 07/03/2010 - 5.3.000 LOCAL - mono -

validé le dimanche 7 mars 2010 à 21:08 - 2/9



Palmarès détaillé des équipes / Full team results

VITTEL

FINALES REGIONALES 6/7 MARS 2010

06/03/2010 au 07/03/2010

Fédération Française
de Gymnastique







R0120122.16462.00

JURY A ET B

0122

DIVISION CRITERIUM BENJAMIN/MINIME GAM

FINALES

| Club / Association Ville / Town |  |  |  |  |  |  | Pen. | Total Score |
|--|---|---|---|--|---|---|------|-----------------|
| 2 ASSOCIATION SPORTIVE DE SARREGUEMINES | | | | | | | | |
| FRA SARREGUEMINES | 44.299 | 39.500 | 35.932 | 53.399 | 38.065 | 37.350 | | 248.545 |
| BUSCA Cyril | <u>15.600</u> | 12.600 | 12.466 | 18.333 | 13.366 | 12.600 | (2) | 84.965 |
| WENDELS Yannick | 13.433 | <u>14.400</u> | 12.266 | 18.400 | 12.033 | 12.050 | (3) | 82.582 |
| CAN Onur | 14.466 | 12.500 | 10.533 | 16.433 | 12.666 | 12.200 | (6) | 78.798 |
| BOUR Brian | 14.233 | 12.133 | 11.200 | 16.666 | 11.066 | 12.550 | (7) | 77.848 |
| 3 METZ - GYM | | | | | | | | |
| FRA METZ | 40.733 | 38.799 | 33.199 | 55.732 | 36.433 | 37.650 | | 242.546 |
| WEBER Hugo | 14.233 | 13.133 | 12.233 | 17.933 | 10.800 | 12.750 | (5) | 81.082 |
| JOLLAIN Thomas | 12.500 | 11.600 | 9.633 | 18.266 | 10.766 | 12.500 | (8) | 75.265 |
| BRUNET Kentin | 14.000 | 13.166 | 11.333 | <u>19.300</u> | | 11.700 | (13) | 69.499 |
| BRUNET Yan | 12.000 | | | 18.166 | 13.033 | 12.400 | (15) | 55.599 |
| ROUPPERT Jean paul | | 12.500 | 8.700 | | 12.600 | | (18) | 33.800 |
| 4 AMICALE LAIQUE P.BROSSOLETTE VANDOEUVRE | | | | | | | | Equipe 2 |
| FRA VANDOEUVRE | 39.300 | 31.698 | 35.466 | 49.033 | 33.832 | 36.300 | | 225.629 |
| GORSE Sacha | 12.800 | 11.066 | 11.666 | 16.000 | 11.133 | 12.300 | (9) | 74.965 |
| JUBERT Sacha | 13.600 | 9.866 | 11.700 | 16.400 | 11.433 | 11.750 | (10) | 74.749 |
| COTE Louis | 12.900 | 9.233 | 12.100 | 16.300 | 11.266 | 12.250 | (11) | 74.049 |
| BOUDIER Quentin | 12.300 | 10.766 | 11.266 | 16.333 | 11.133 | 11.450 | (12) | 73.248 |







R0120123.16463.00

JURY A ET B

0123

DIVISION CRITERIUM BENJAMIN/MINIME/CADET


FINALES

| Club / Association Ville / Town |  |  |  |  |  |  | Pen. | Total Score |
|--|---|---|---|--|---|---|------|----------------|
| 1 LA JEANNE D'ARC DE PLOMBIERES | | | | | | | | |
| FRA PLOMBIERES | 42.366 | 42.350 | 40.100 | 53.766 | 39.150 | 37.665 | | 255.397 |
| SOHM Victor | 14.800 | <u>15.800</u> | 13.600 | 18.133 | 12.850 | 11.733 | (1) | <u>86.916</u> |
| THIRION Aurelien | 14.566 | 13.350 | <u>13.700</u> | 18.100 | 14.100 | 12.866 | (2) | 86.682 |
| CREUSOT Pablo | 13.000 | 13.000 | 12.800 | | 12.200 | 12.433 | (12) | 63.433 |
| ARNOULD Aurelien | 12.700 | | 12.700 | 16.766 | 11.700 | | (13) | 53.866 |
| THOUVENIN Vincent | | 13.200 | | 17.533 | | 12.366 | (16) | 43.099 |
| 2 UNION GYMNIQUE DE LONGWY | | | | | | | | |
| FRA LONGWY | 42.966 | 35.950 | 36.100 | 53.100 | 37.300 | 36.866 | | 242.282 |
| CAMPANILE Nicolas | 13.233 | 11.450 | 12.300 | 16.800 | 11.750 | 12.533 | (6) | 78.066 |
| CAMPANILE Tony | 13.600 | 11.900 | 10.500 | <u>18.500</u> | 12.000 | 9.633 | (8) | 76.133 |
| BIAVA Maxime | <u>16.133</u> | 12.600 | 11.600 | 17.800 | 13.550 | | (10) | 71.683 |
| FUZELIER Florian | | | 12.200 | 16.300 | 10.750 | 11.933 | (15) | 51.183 |
| LAMBERT Kévin | 13.000 | 9.400 | | | | 12.400 | (17) | 34.800 |

souligné = meilleur total

_GENEQU_GAM.RPT du 07/03/2010 - 5.3.000 LOCAL - mono -

validé le dimanche 7 mars 2010 à 21:08 - 3/9



Palmarès détaillé des équipes / Full team results

VITTEL

FINALES REGIONALES 6/7 MARS 2010

06/03/2010 au 07/03/2010

Fédération Française
de Gymnastique







R0120123.16463.00

JURY A ET B

0123

DIVISION CRITERIUM BENJAMIN/MINIME/CADET

FINALES

| Club / Association Ville / Town |  |  |  |  |  |  | Pen. | Total Score |
|--|---|---|---|---|---|---|------|----------------|
| 3 AMICALE LAIQUE DES CORDELIERS NANCY | | | | | | | | |
| FRA NANCY CORDELIERS | 38.099 | 36.450 | 37.965 | 49.565 | 38.150 | 36.199 | | 236.428 |
| DE MELO Valentin | 13.766 | 11.300 | 12.666 | 16.766 | <u>14.250</u> | 12.566 | (4) | 81.314 |
| LOTTE Hubert | 12.033 | 13.550 | 12.966 | 16.466 | 11.750 | 11.533 | (5) | 78.298 |
| MARCHAL Jules | 11.933 | 11.500 | 12.333 | 16.333 | 11.200 | 12.033 | (9) | 75.332 |
| CHANSOLME Victor | | 11.400 | | 16.266 | 12.150 | 11.600 | (14) | 51.416 |
| MALLEA Romain | 12.300 | | 11.700 | | | | (18) | 24.000 |
| 4 ENTENTE SPORTIVE THAONNAISE | | | | | | | | |
| FRA THAON | 33.233 | 36.600 | 37.566 | 52.599 | 33.350 | 37.350 | | 230.698 |
| GIGOUT Thibaut | 13.400 | 12.950 | 13.366 | 18.266 | 13.100 | <u>13.350</u> | (3) | 84.432 |
| BLAISON Hervé | 10.933 | 12.100 | 12.200 | 17.833 | 10.800 | 12.400 | (7) | 76.266 |
| LAZZARIN Antoine | 8.900 | 11.550 | 12.000 | 16.500 | 9.450 | 11.600 | (11) | 70.000 |







R0121016.16333.00

JURY A ET B

1016

DIR FEDERALE M/C/J/S GAM


FINALES

| Club / Association Ville / Town |  |  |  |  |  |  | Pen. | Total Score |
|--|---|---|---|---|---|---|------|----------------|
| 1 AMICALE LAIQUE P.BROSSOLETTE VANDOEUVRE | | | | | | | | |
| FRA VANDOEUVRE | 33.466 | 30.250 | 32.700 | 37.766 | 31.650 | 29.599 | | 195.431 |
| <u>COLIN Alexandre</u> | <u>11.333</u> | <u>10.700</u> | 10.900 | 12.766 | 10.850 | 9.800 | (1) | <u>66.349</u> |
| BOULEC Quentin | 11.133 | 9.700 | 11.000 | 12.500 | 10.600 | 10.166 | (3) | 65.099 |
| FERRERA Matteo | 11.000 | 9.850 | 10.800 | 12.500 | 10.200 | 9.633 | (7) | 63.983 |
| 2 ENTENTE SPORTIVE THAONNAISE | | | | | | | | |
| FRA THAON | 32.966 | 29.500 | 32.233 | 37.733 | 31.600 | 29.900 | | 193.932 |
| MOUREY Pierre | 10.900 | 10.600 | 10.633 | 11.766 | 11.200 | 9.900 | (4) | 64.999 |
| PETITDEMANGE Florian | 11.233 | 9.800 | 10.700 | 12.500 | 9.750 | 10.100 | (6) | 64.083 |
| NICOLAS Mickael | 10.833 | 4.850 | 10.900 | 12.800 | 10.650 | 9.900 | (15) | 59.933 |
| MORLET Jordan | 10.066 | 9.100 | 10.233 | 12.433 | 9.150 | 8.633 | (16) | 59.615 |
| 3 AMICALE LAIQUE DES CORDELIERS NANCY | | | | | | | | |
| FRA NANCY CORDELIERS | 31.766 | 28.350 | 31.233 | 37.866 | 31.800 | 28.265 | | 189.280 |
| BOULEC Thibault | 10.666 | 10.150 | 11.033 | 12.700 | 11.000 | 10.166 | (2) | 65.715 |
| MAUCOTEL Thomas | 11.000 | 9.700 | 10.300 | 12.800 | 10.700 | <u>10.266</u> | (5) | 64.766 |
| MARCON Guillaume | 5.800 | 7.950 | 9.900 | 12.366 | 9.350 | 6.033 | (22) | 51.399 |
| KAPPS Hugo | 10.100 | 8.500 | | 12.133 | 10.100 | 7.833 | (24) | 48.666 |

souligné = meilleur total

_GENEQU_GAM.RPT du 07/03/2010 - 5.3.000 LOCAL - mono -

validé le dimanche 7 mars 2010 à 21:08 - 4/9



Palmarès détaillé des équipes / Full team results

VITTEL

FINALES REGIONALES 6/7 MARS 2010

06/03/2010 au 07/03/2010

Fédération Française
de Gymnastique







R0121016.16333.00

JURY A ET B

1016

DIR FEDERALE M/C/J/S GAM

FINALES

| Club / Association Ville / Town |  |  |  |  |  |  | Pen. | Total Score |
|--|---|---|---|---|---|---|------|-----------------|
| 4 RONDADE SALTO TOMBLAINE | | | | | | | | |
| FRA TOMBLAINE R.S. | 30.466 | 29.550 | 31.166 | 37.899 | 31.800 | 27.499 | | 188.380 |
| HOGNON Sebastien | 10.666 | 9.500 | 10.000 | 12.900 | 11.050 | 9.033 | (8) | 63.149 |
| HOELTER Dylan | 10.200 | 10.000 | 10.366 | 12.766 | 10.050 | 9.433 | (9) | 62.815 |
| KOWALCZYK Thomas | 9.600 | 10.050 | 10.700 | 12.233 | 10.700 | 9.033 | (10) | 62.316 |
| GIROT Bryton | 9.566 | 9.500 | 10.100 | 12.100 | 8.950 | 8.333 | (18) | 58.549 |
| 5 AMICALE LAIQUE P.BROSSOLETTE VANDOEUVRE | | | | | | | | Equipe 2 |
| FRA VANDOEUVRE | 33.165 | 28.500 | 30.400 | 38.032 | 31.200 | 24.032 | | 185.329 |
| COLOMBO Loic | 11.333 | 9.700 | 9.800 | 12.166 | 9.900 | 9.300 | (11) | 62.199 |
| JONCOUR Pierre | 11.166 | 10.200 | <u>11.100</u> | 12.800 | <u>11.350</u> | 5.566 | (12) | 62.182 |
| DUCROS Timothe | 10.200 | 8.600 | 9.500 | 12.566 | 9.950 | 9.166 | (14) | 59.982 |
| NIZET Thibor | 10.666 | 2.850 | 5.100 | 12.666 | 3.400 | 5.100 | (27) | 39.782 |
| 6 SPORT MUSSIPONTAIN | | | | | | | | |
| FRA PONT A MOUSSON | 30.766 | 22.800 | 31.100 | 38.498 | 29.750 | 25.266 | | 178.180 |
| GALLAIRE Maxime | 11.166 | 8.700 | 10.200 | 12.566 | 10.200 | 9.100 | (13) | 61.932 |
| GALLAIRE Thomas | 10.000 | 9.400 | 10.200 | 12.666 | 9.850 | 7.066 | (17) | 59.182 |
| LUXEMBOURG Yann | 9.600 | 4.700 | 10.700 | <u>13.266</u> | 9.700 | 9.100 | (19) | 57.066 |
| 7 LA LORRAINE DE LUNEVILLE GYMNASTIQUE | | | | | | | | |
| FRA LUNEVILLE | 32.566 | 26.100 | 21.000 | 38.865 | 27.150 | 13.566 | | 159.247 |
| HALTER Luc | 10.633 | 8.450 | 9.400 | 13.166 | 8.900 | 2.733 | (20) | 53.282 |
| LAMBOULE Jérémie | 11.200 | 8.500 | 5.400 | 12.666 | 10.100 | 4.600 | (21) | 52.466 |
| RADIGUE Louis | 10.733 | 9.150 | 6.200 | 12.066 | 8.150 | 4.400 | (23) | 50.699 |
| BARA Remi | 10.000 | 3.950 | 5.100 | 13.033 | 5.300 | 4.566 | (26) | 41.949 |
| 8 SOCIETE DE GYMNASTIQUE DE YUTZ | | | | | | | | |
| FRA YUTZ | 20.800 | 26.200 | 25.000 | 35.133 | 26.100 | 23.599 | | 156.832 |
| GABARD Jérôme | 9.400 | 7.550 | 10.000 | 11.800 | 3.400 | | (25) | 42.150 |
| SALVINO Michel | | 9.450 | 10.200 | | 9.900 | 9.433 | (28) | 38.983 |
| BATAILLE Maxime | 5.400 | | | 11.833 | 9.750 | 7.033 | (29) | 34.016 |
| ROSSION Romain | 6.000 | 5.150 | 4.200 | 11.500 | | 3.200 | (30) | 30.050 |
| BASTIEN Nicolas | | 9.200 | 4.800 | | 6.450 | 7.133 | (31) | 27.583 |







R0121017.16334.00

JURY A ET B

1017

DIR CRITERIUM BENJAMINS GAM


FINALES

| Club / Association Ville / Town |  |  |  |  |  |  | Pen. | Total Score |
|------------------------------------|---|---|---|---|---|---|------|----------------|
|------------------------------------|---|---|---|---|---|---|------|----------------|

souligné = meilleur total

_GENEQU_GAM.RPT du 07/03/2010 - 5.3.000 LOCAL - mono -

validé le dimanche 7 mars 2010 à 21:08 - 5/9



Palmarès détaillé des équipes / Full team results

VITTEL

FINALES REGIONALES 6/7 MARS 2010

06/03/2010 au 07/03/2010

Fédération Française
de Gymnastique







R0121017.16334.00

JURY A ET B

1017

DIR CRITERIUM BENJAMINS GAM


FINALES

| Club / Association Ville / Town |  |  |  |  |  |  | Pen. | Total Score |
|--|---|---|---|---|---|---|------|-----------------|
| 1 LA JEANNE D'ARC DE PLOMBIERES | | | | | | | | Equipe 2 |
| FRA PLOMBIERES | 35.500 | 31.300 | 34.266 | 48.066 | 35.400 | 36.033 | | 220.565 |
| DELAULLE Flavian | 12.300 | <u>11.100</u> | 12.066 | 16.600 | 12.050 | 12.200 | (1) | <u>76.316</u> |
| HUSSON Jeremy | 11.800 | 9.750 | 11.200 | 16.133 | 11.800 | 12.033 | (7) | 72.716 |
| DELAULLE Joris | 11.400 | 10.450 | 11.000 | 15.333 | 11.550 | 11.800 | (9) | 71.533 |
| 2 LA JEANNE D'ARC DE PLOMBIERES | | | | | | | | |
| FRA PLOMBIERES | 36.600 | 29.250 | 34.899 | 49.032 | 34.650 | 35.299 | | 219.730 |
| ANTOINE Paul | 12.100 | 10.200 | 12.066 | <u>16.700</u> | 11.950 | 11.933 | (3) | 74.949 |
| ETIENNE Vincent | 12.100 | 9.800 | 11.700 | 16.266 | 11.200 | 11.666 | (6) | 72.732 |
| LECOMTE Quentin | 12.400 | 9.250 | 11.133 | 16.066 | 11.500 | 11.700 | (8) | 72.049 |
| 3 ASSOCIATION SPORTIVE DE SARREGUEMINES | | | | | | | | |
| FRA SARREGUEMINES | 32.433 | 30.050 | 33.499 | 46.932 | 33.500 | 35.365 | | 211.779 |
| LAJIC Gabriel | 12.033 | 10.050 | 11.700 | 16.466 | 11.550 | 11.866 | (4) | 73.665 |
| VOGELGESANG Cedric | 11.100 | 10.400 | 11.166 | 14.833 | 11.250 | 11.766 | (11) | 70.515 |
| GER WILHELMUS Maurice | 9.300 | 9.600 | 10.633 | 15.633 | 10.700 | 11.733 | (15) | 67.599 |
| 4 ENTENTE SPORTIVE THAONNAISE | | | | | | | | |
| FRA THAON | 32.500 | 26.800 | 33.332 | 48.433 | 33.100 | 36.199 | | 210.364 |
| WEGERICH Hugo | 11.500 | 9.150 | <u>12.700</u> | 16.600 | 11.150 | 12.233 | (5) | 73.333 |
| CHOUKRI Sophian | 10.400 | 8.400 | 11.566 | 16.400 | 11.600 | 12.200 | (10) | 70.566 |
| WAGNER Louis | 10.600 | 8.650 | 9.066 | 15.433 | 10.250 | 11.766 | (18) | 65.765 |
| COMBEAU Antonin | 10.100 | 9.000 | 8.800 | 13.566 | 10.350 | 11.133 | (24) | 62.949 |
| 5 CLUB GYMNIQUE DOMBASLE | | | | | | | | |
| FRA DOMBASLE | 35.366 | 26.750 | 31.766 | 47.765 | 31.800 | 31.665 | | 205.112 |
| BOURCIER Benjamin | 12.100 | 8.550 | 10.933 | 15.766 | 10.650 | 10.166 | (13) | 68.165 |
| RENAUX Amélie | 11.600 | 9.000 | 10.100 | 15.633 | 10.500 | 11.033 | (14) | 67.866 |
| PELLEGGRI Dorian | 11.400 | 8.200 | 10.733 | 16.366 | 10.150 | 10.100 | (16) | 66.949 |
| COSSON Nicolas | 11.666 | 9.200 | 8.600 | 13.266 | 10.650 | 10.466 | (21) | 63.848 |
| 6 L'ESPERANCE CARPINIENNE | | | | | | | | |
| FRA CHARMES | 28.500 | 24.350 | 32.633 | 46.766 | 32.750 | 32.932 | | 197.931 |
| AUBERT Alexy | 10.200 | 9.650 | 10.700 | 15.600 | 10.550 | 11.566 | (12) | 68.266 |
| VARNUSSON Lucas | 10.800 | 5.650 | 10.733 | 15.833 | 11.200 | 11.800 | (17) | 66.016 |
| SCHLIENGER Maxime | 7.500 | 9.050 | 11.200 | 15.333 | 11.000 | 9.566 | (23) | 63.649 |
| 7 ASSOCIATION SPORTIVE DE SARREGUEMINES | | | | | | | | Equipe 2 |
| FRA SARREGUEMINES | 31.100 | 24.600 | 29.500 | 47.132 | 30.550 | 31.233 | | 194.115 |
| HODY Benoit | 11.300 | 8.100 | 9.900 | 15.533 | 9.750 | 10.800 | (19) | 65.383 |
| AMANN Thibaut | 9.500 | 8.500 | 10.400 | 15.533 | 10.600 | 10.533 | (20) | 65.066 |
| SCHNEIDER Simon | 10.300 | 8.000 | 9.200 | 16.066 | 10.200 | 9.900 | (22) | 63.666 |

souligné = meilleur total

_GENEQU_GAM.RPT du 07/03/2010 - 5.3.000 LOCAL - mono -

validé le dimanche 7 mars 2010 à 21:08 - 6/9



Palmarès détaillé des équipes / Full team results

VITTEL

FINALES REGIONALES 6/7 MARS 2010

06/03/2010 au 07/03/2010

Fédération Française
de Gymnastique







R0121017.16334.00

JURY A ET B

1017

DIR CRITERIUM BENJAMINS GAM

FINALES

| Club / Association Ville / Town |  |  |  |  |  |  | Pen. | Total Score |
|------------------------------------|---|---|---|---|---|---|------|----------------|
| 8 DAMELEVIÈRES GYMNASIQUE | | | | | | | | |
| FRA DAMELEVIÈRES | 35.200 | 24.100 | 29.666 | 38.265 | 31.250 | 32.966 | | 191.447 |
| NOBLET Lucas | <u>13.200</u> | 9.650 | 12.166 | 16.266 | <u>12.700</u> | <u>12.300</u> | (2) | 76.282 |
| CHACHAY Victor | 11.000 | 8.500 | 10.700 | 12.366 | 9.450 | 10.766 | (25) | 62.782 |
| LAURENT Dylan | 11.000 | 5.950 | 6.800 | 9.633 | 9.100 | 8.333 | (30) | 50.816 |
| BOTZUNG Théo | 10.400 | 2.800 | 3.200 | 9.333 | 7.850 | 9.900 | (31) | 43.483 |
| 9 SPORT MUSSIPONTAIN | | | | | | | | |
| FRA PONT A MOUSSON | 32.566 | 24.300 | 27.899 | 37.333 | 27.400 | 31.000 | | 180.498 |
| PEYRAS Martin | 10.700 | 8.500 | 9.933 | 12.733 | 9.700 | 10.000 | (26) | 61.566 |
| WALTER Antoine | 10.900 | 7.950 | 8.700 | 12.400 | 8.750 | 10.500 | (27) | 59.200 |
| BRANDENBURGER Pierre | 10.966 | 7.850 | 7.466 | 12.200 | 8.600 | 9.600 | (28) | 56.682 |
| NOEL Antonin | 8.800 | 6.500 | 9.266 | 12.100 | 8.950 | 10.500 | (29) | 56.116 |







R0121018.16335.00

JURY A ET B

1018

DIR CRITERIUM BENJAMINS/MINIMES GAM


FINALES

| Club / Association Ville / Town |  |  |  |  |  |  | Pen. | Total Score |
|--|---|---|---|---|---|---|------|----------------|
| 1 UNION SPORTIVE FORBACH GYMNASIQUE ET DA | | | | | | | | |
| FRA FORBACH | 37.300 | 32.233 | 38.000 | 49.699 | 34.865 | 36.300 | | 228.397 |
| ZAPP Romain | 13.000 | 10.000 | 12.400 | 16.600 | <u>12.466</u> | 11.800 | (2) | 76.266 |
| ARM HACHIKIAN Lanzov | 12.200 | 11.133 | <u>13.100</u> | 16.333 | 10.566 | <u>12.450</u> | (3) | 75.782 |
| ESCHENBRENNER Nicolas | 12.100 | 11.100 | 12.500 | <u>16.766</u> | 11.233 | 12.050 | (4) | 75.749 |
| DUPONT Clement | | 8.833 | 9.566 | | 11.166 | 11.700 | (32) | 41.265 |
| PLATEROTI Florian | 11.800 | | | 15.900 | | | (33) | 27.700 |
| 2 SOCIETE DE GYMNASIQUE DE YUTZ | | | | | | | | |
| FRA YUTZ | 39.900 | 33.299 | 33.899 | 48.933 | 34.266 | 35.150 | | 225.447 |
| VELLINGER Aymeric | 13.100 | <u>12.133</u> | 11.866 | 16.700 | 12.300 | 12.300 | (1) | <u>78.399</u> |
| FAAS Logan | <u>14.600</u> | 10.333 | 9.066 | 16.200 | 10.866 | 11.050 | (9) | 72.115 |
| DANDA Maximilien | 12.200 | 10.833 | 10.633 | 15.933 | 10.866 | 11.450 | (11) | 71.915 |
| SAMMARTANO Gianni | 11.233 | 8.766 | 11.400 | 16.033 | 11.100 | 11.400 | (13) | 69.932 |
| 3 LA RAMBUVETAISE | | | | | | | | |
| FRA RAMBERVILLERS | 34.300 | 30.333 | 32.099 | 48.432 | 33.799 | 35.350 | | 214.313 |
| BOQUEL Louis | 9.700 | 11.700 | 11.800 | 16.033 | 11.133 | 12.250 | (7) | 72.616 |
| JANES Virgile | 11.400 | 10.600 | 11.133 | 16.033 | 11.466 | 11.350 | (10) | 71.982 |
| VALIN Lucas | 11.400 | 8.033 | 6.266 | 16.366 | 11.200 | 11.750 | (24) | 65.015 |
| POPULAIRE Alexandre | 11.500 | 7.433 | 9.166 | 16.000 | | 10.850 | (29) | 54.949 |
| PERROTEY Victor | | | | | 5.166 | | (35) | 5.166 |

souligné = meilleur total

_GENEQU_GAM.RPT du 07/03/2010 - 5.3.000 LOCAL - mono -

validé le dimanche 7 mars 2010 à 21:08 - 7/9



Palmarès détaillé des équipes / Full team results

VITTEL

FINALES REGIONALES 6/7 MARS 2010

06/03/2010 au 07/03/2010

Fédération Française
de Gymnastique







R0121018.16335.00

JURY A ET B

1018

DIR CRITERIUM BENJAMINS/MINIMES GAM

FINALES

| Club / Association Ville / Town |  |  |  |  |  |  | Pen. | Total Score |
|---|---|---|---|---|---|---|------|----------------|
| 4 ASSOCIATION SPORTIVE SAINT-REMY DE VITTE | | | | | | | | |
| FRA VITTEL | 35.600 | 27.566 | 32.233 | 48.099 | 33.932 | 35.800 | | 213.230 |
| EULRY Hugo | 11.700 | 9.600 | 11.200 | 16.066 | 10.566 | 11.500 | (12) | 70.632 |
| POINSOT Theo | 12.200 | 8.700 | 9.933 | 16.233 | 10.966 | 11.200 | (15) | 69.232 |
| LENAT Louis | 11.100 | 8.833 | 9.700 | 15.800 | 11.533 | 12.000 | (16) | 68.966 |
| WITRICH Yoan | 11.700 | 9.133 | 11.100 | | 11.433 | 12.300 | (28) | 55.666 |
| LENAT Antoine | | | | 15.500 | | | (34) | 15.500 |
| 5 ASSOCIATION SPORTIVE DE SARREGUEMINES | | | | | | | | |
| FRA SARREGUEMINES | 34.266 | 30.232 | 32.666 | 48.065 | 33.132 | 34.500 | | 212.861 |
| ARNAULT Nathan | 11.233 | 11.100 | 12.300 | 16.533 | 11.666 | 11.750 | (5) | 74.582 |
| HODY Paul | 11.733 | 8.333 | 10.833 | 15.766 | 11.133 | 12.050 | (14) | 69.848 |
| MARSCHALL Amaury | 11.300 | 10.066 | 9.500 | 15.533 | 10.033 | 10.700 | (21) | 67.132 |
| PETIT Matheo | 10.100 | 9.066 | 9.533 | 15.766 | 10.333 | 10.500 | (23) | 65.298 |
| 6 METZ - GYM | | | | | | | | |
| FRA METZ | 32.900 | 28.832 | 32.099 | 48.666 | 33.965 | 35.200 | | 211.662 |
| CHAMBARETAUD Guillaume | 12.300 | 11.433 | 9.700 | 16.600 | 10.266 | 12.000 | (8) | 72.299 |
| SCHNEIDER Anthony | 11.300 | 8.433 | 10.400 | 16.000 | 10.733 | 10.850 | (19) | 67.716 |
| NAUDIN Basile | 9.300 | 8.366 | 10.766 | 16.033 | 10.866 | 11.850 | (20) | 67.181 |
| ROUPPERT Wessley | | 8.966 | 10.933 | 16.033 | 12.366 | 11.350 | (27) | 59.648 |
| 7 LA VOSGIENNE EPINAL | | | | | | | | |
| FRA EPINAL | 32.133 | 26.399 | 32.199 | 46.999 | 31.932 | 33.650 | | 203.312 |
| BEAUDOIN Axel | 10.133 | 10.000 | 10.766 | 15.633 | 10.933 | 11.250 | (17) | 68.715 |
| BEHR Mathieu | 11.400 | 8.266 | 10.400 | 15.966 | 10.633 | 11.750 | (18) | 68.415 |
| UHRIG Antoine | 10.600 | 8.100 | 11.033 | 15.400 | 10.233 | 10.600 | (22) | 65.966 |
| MAISETTI Louis | 9.866 | 8.133 | 9.166 | 13.466 | 10.366 | 10.650 | (26) | 61.647 |
| 8 DAMELEVIERES GYMNASTIQUE | | | | | | | | |
| FRA DAMELEVIERES | 31.300 | 25.199 | 25.666 | 43.999 | 32.233 | 32.300 | | 190.697 |
| FAGUET Colin | 11.900 | 11.600 | 10.700 | 16.133 | 11.900 | 11.600 | (6) | 73.833 |
| LEROY Dylan | 9.500 | 9.666 | 9.166 | 15.533 | 10.200 | 10.450 | (25) | 64.515 |
| CHEVALLIER Clement | 9.900 | 3.766 | 5.800 | 12.333 | 10.133 | 10.250 | (30) | 52.182 |
| BONNARDE Dylan | 8.000 | 3.933 | 4.866 | 9.733 | 9.566 | 9.700 | (31) | 45.798 |







R0121019.16336.00

JURY A ET B

1019

DIR CRITERIUM BENJAMINS/MINIMES/CADETS G


FINALES

| Club / Association Ville / Town |  |  |  |  |  |  | Pen. | Total Score |
|------------------------------------|---|---|---|---|---|---|------|----------------|
|------------------------------------|---|---|---|---|---|---|------|----------------|

souligné = meilleur total

_GENEQU_GAM.RPT du 07/03/2010 - 5.3.000 LOCAL - mono -

validé le dimanche 7 mars 2010 à 21:08 - 8/9



Palmarès détaillé des équipes / Full team results

VITTEL

FINALES REGIONALES 6/7 MARS 2010

06/03/2010 au 07/03/2010

Fédération Française
de Gymnastique







R0121019.16336.00

JURY A ET B

1019

DIR CRITERIUM BENJAMINS/MINIMES/CADETS G

FINALES

| Club / Association Ville / Town |  |  |  |  |  |  | Pen. | Total Score |
|---|---|---|---|---|---|---|------|----------------|
| 1 LA LORRAINE DE LUNEVILLE GYMNASTIQUE | | | | | | | | |
| FRA LUNEVILLE | 35.899 | 28.050 | 36.200 | 48.966 | 32.850 | 35.200 | | 217.165 |
| TRIQUET Julien | 11.100 | 9.150 | <u>12.900</u> | 16.633 | 11.550 | <u>12.850</u> | (3) | 74.183 |
| BODIN Andrew | <u>12.933</u> | 11.400 | 11.400 | 16.033 | 9.900 | 9.100 | (6) | 70.766 |
| HALTER Franck | 11.866 | 7.500 | 11.900 | 16.300 | 11.400 | 11.200 | (8) | 70.166 |
| LECLERC Ugo | 9.500 | 2.200 | 8.300 | 15.900 | 9.200 | 11.150 | (13) | 56.250 |
| 2 SPORT MUSSIPONTAIN | | | | | | | | |
| FRA PONT A MOUSSON | 32.832 | 32.100 | 34.600 | 49.432 | 32.850 | 33.800 | | 215.614 |
| HANDLER Damien | 12.366 | <u>12.200</u> | 12.700 | <u>16.666</u> | <u>12.150</u> | 11.950 | (1) | <u>78.032</u> |
| ORLICK Armand | 11.966 | 11.250 | 11.100 | 16.566 | 10.900 | 11.450 | (4) | 73.232 |
| LOUIS Jules | 8.500 | 8.300 | 10.700 | 16.200 | 9.800 | 10.400 | (10) | 63.900 |
| COLNOT Yann | 8.233 | 8.650 | 10.800 | 13.566 | 8.500 | 9.900 | (12) | 59.649 |
| 3 CLUB GYMNIQUE DOMBASLE | | | | | | | | |
| FRA DOMBASLE | 34.599 | 30.200 | 32.800 | 48.066 | 30.700 | 33.900 | | 210.265 |
| PARMENTELOT Tony | 11.966 | 11.050 | 11.200 | 16.100 | 10.600 | 11.400 | (5) | 72.316 |
| POULET Baptiste | 11.400 | 9.850 | 11.700 | 16.133 | 10.100 | 11.100 | (7) | 70.283 |
| MULLER Benjamin | 11.233 | 9.300 | 9.900 | 15.833 | 10.000 | 11.400 | (9) | 67.666 |
| 4 SOCIETE DE GYMNASTIQUE DE YUTZ | | | | | | | | |
| FRA YUTZ | 31.600 | 28.400 | 32.966 | 49.499 | 32.950 | 31.700 | | 207.115 |
| CLEMENT Cyrille | 12.000 | 10.500 | 12.100 | 16.566 | 11.850 | 12.200 | (2) | 75.216 |
| EMO Johan | 8.733 | 9.250 | 10.666 | 16.500 | 10.650 | 7.500 | (11) | 63.299 |
| MANDICA Raphael | 9.500 | 8.600 | | 15.866 | 10.450 | 9.550 | (14) | 53.966 |
| ROSSION Tristan | | | 10.200 | 16.433 | | 9.950 | (15) | 36.583 |
| VRIGNAUD Guillaume | 10.100 | 8.650 | 8.800 | | 8.700 | | (16) | 36.250 |

souligné = meilleur total

_GENEQU_GAM.RPT du 07/03/2010 - 5.3.000 LOCAL - mono -

validé le dimanche 7 mars 2010 à 21:08 - 9/9